

2018 Acrobatic Gymnastics World Age group Competition

Antwerp, Belgium: 4th – 10th April

By Ms Rosy Taeymans, President Acrobatic Gymnastics Technical Committee



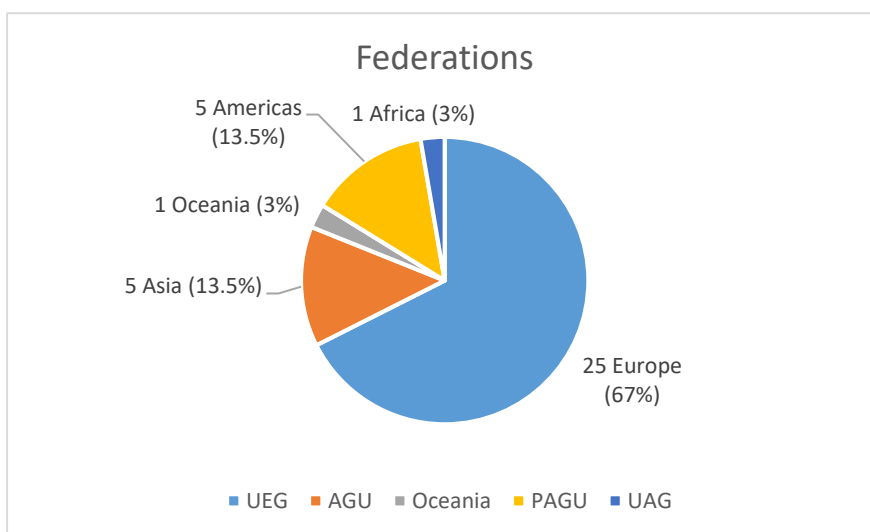
1. Participation in qualification.

The Programme consisted of the following competitions – preliminary and finals.

The participation can be summarised as follows:

By continent:

Continent	Feds	%
Europe	25	67
PAGU	5	13.5
Asia	5	13.5
Oceania	1	3
Africa	1	3
Total	37	



From the 37 federations:

Six (N= 6) were registered with all five disciplines when you combine the age groups;

GBR, USA, UKR, RUS, ISR, GEO,

Twelve (N = 12) were registered with four disciplines when you combine the age groups;

RSA, POR, POL, KAZ, HUN, GER, FRA, ESP, CAN, BLR, BEL, AUS.

Five (N = 5) were registered with three disciplines when you combine the age groups;

NED, ITA, CHN, BUL, AUT,

Five (N = 6) were registered with two disciplines when you combine the age groups;

SUI, MEX, FIN, AZE, BRA, MDA.

Eight (N = 8) were registered with one discipline when you combine the age groups;

UZB, MON, JPN, IRL, EST, CZE, ARM, PUR.

Number of partnerships / units per event

Discipline	Women's Pair	Men's Pair	Mixed Pair	Women's Group	Men's Group	Total units
11 – 16	38	10	16	36	6	106
12 – 18	28	9	28	34	5	104
13 - 19	12	11	24	26	4	77
Total	78	30	68	96	15	287

As you can see above, the most popular discipline at this competition was women's groups.

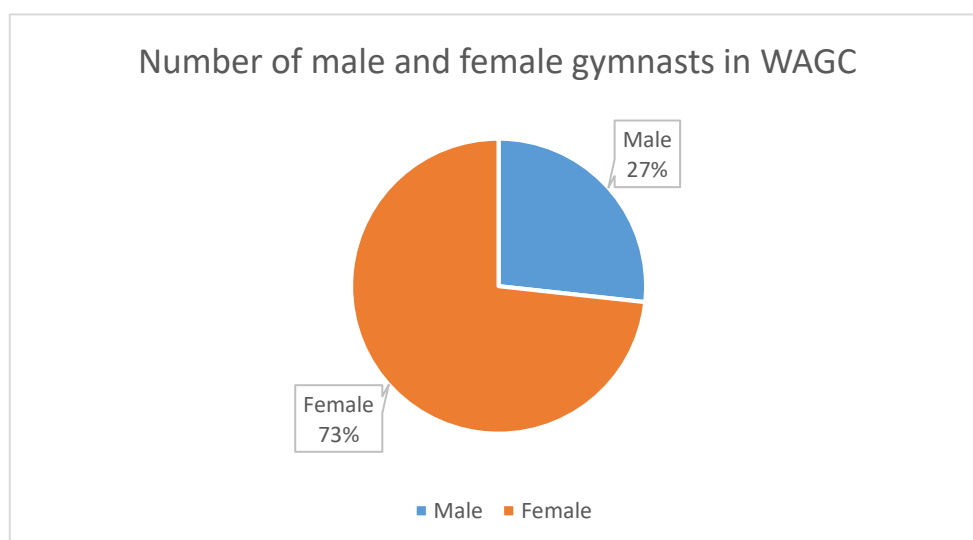
The number of gymnasts can be seen in the following table:

Number of gymnasts

Discipline	Women's Pair	Men's Pair	Mixed Pair	Women's Group	Men's Group	Total
11 – 16	76	20	32	108	24	260
12 – 18	56	18	56	102	20	252
13 - 19	24	22	48	78	16	188
Total	156	60	136	288	60	700

Total of 700 gymnasts – Male participants = 188

Female participants = 512



Participation in the finals over all age groups.

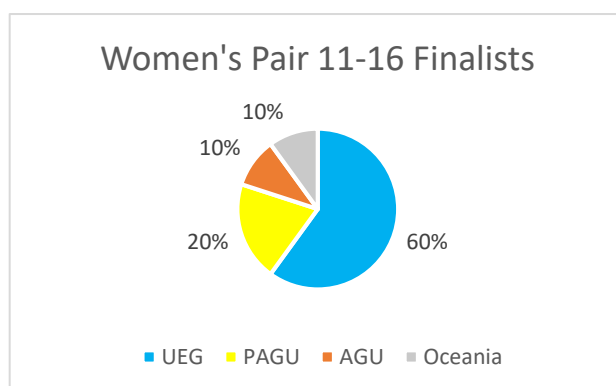
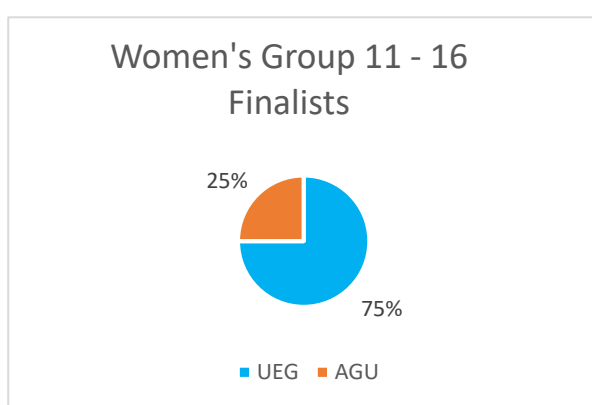
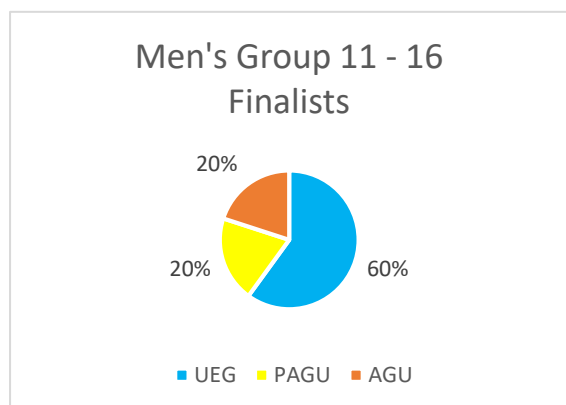
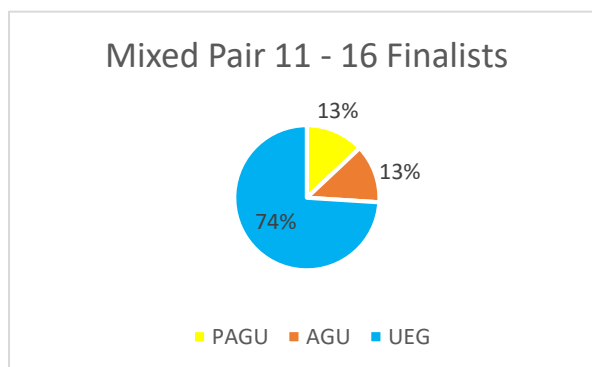
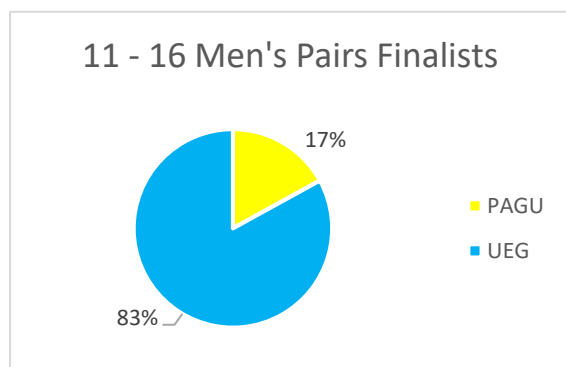
The participation can be summarised as follows:

Continent	%
Europe	78.8
PAGU	11.5
Asia	7.0
Oceania	2.7
Africa	0

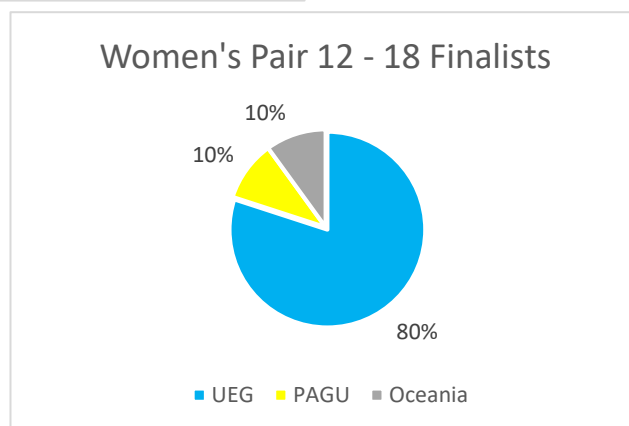
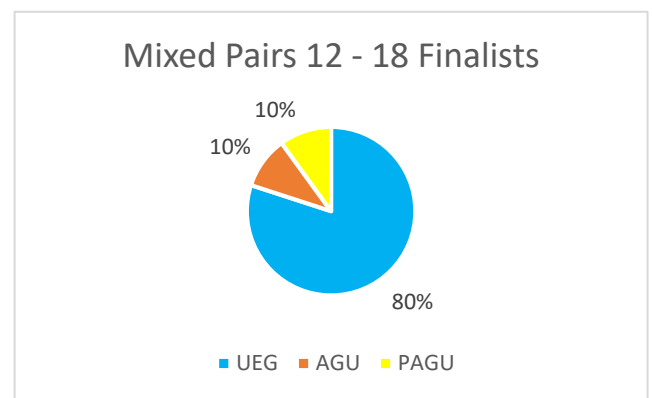
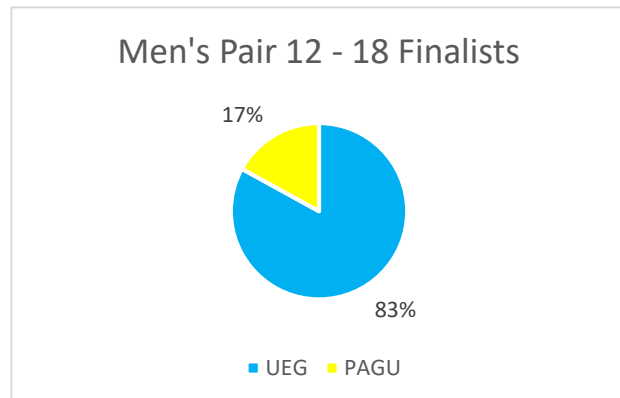
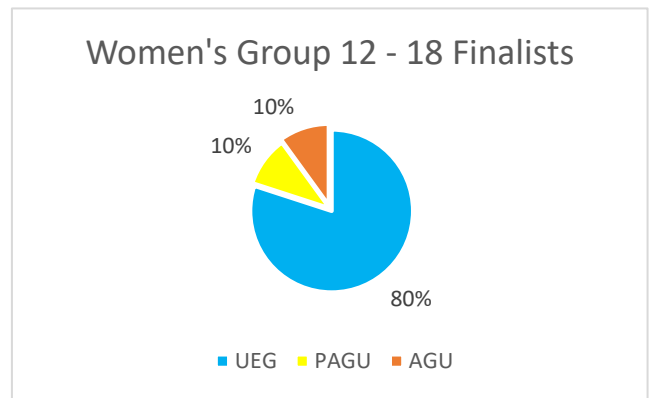
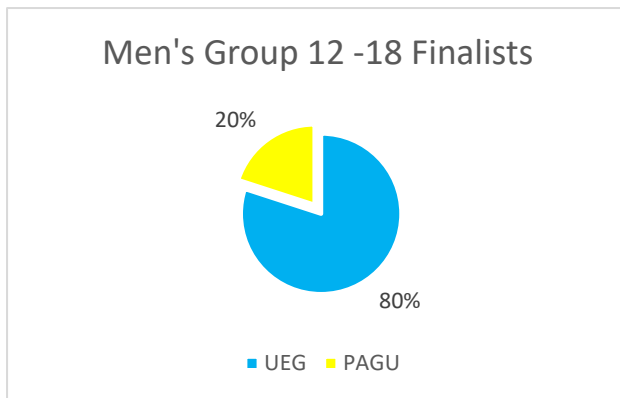
Number of federations in each discipline and age group in the finals:

Discipline	Women's Pair	Men's Pair	Mixed Pair	Women's Group	Men's Group	Total units
Age Group						
11 – 16	10	6	8	10	5	39
12 – 18	10	6	10	10	5	41
13 - 19	8	6	8	8	3	33
Total	28	18	26	28	13	113

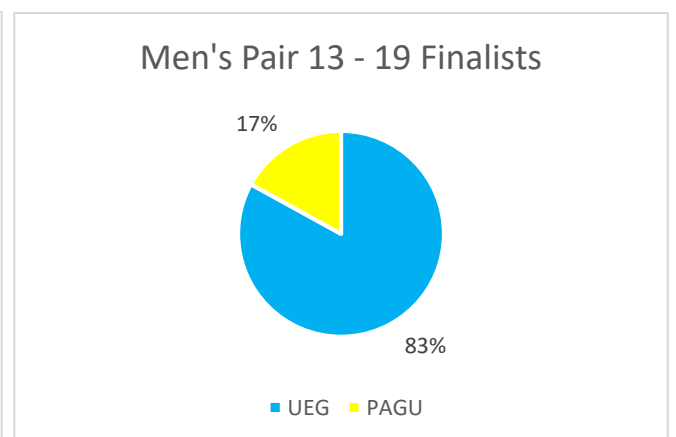
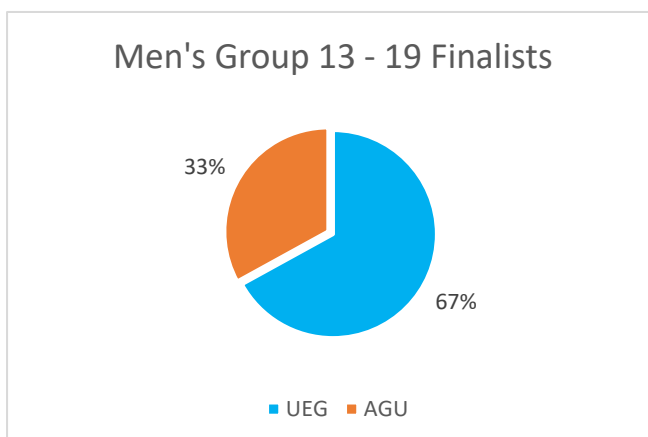
11 – 16 Finalists

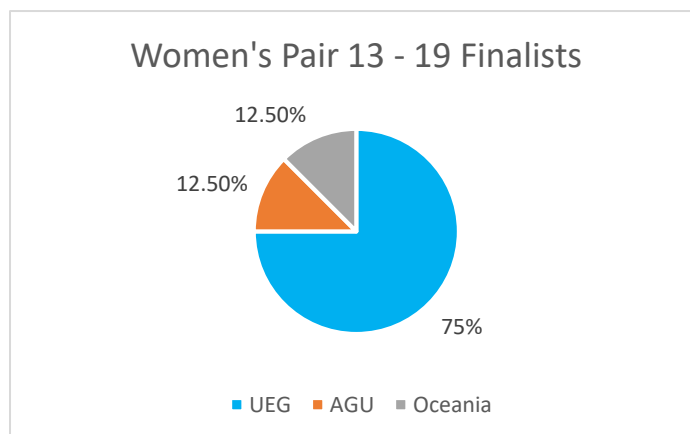
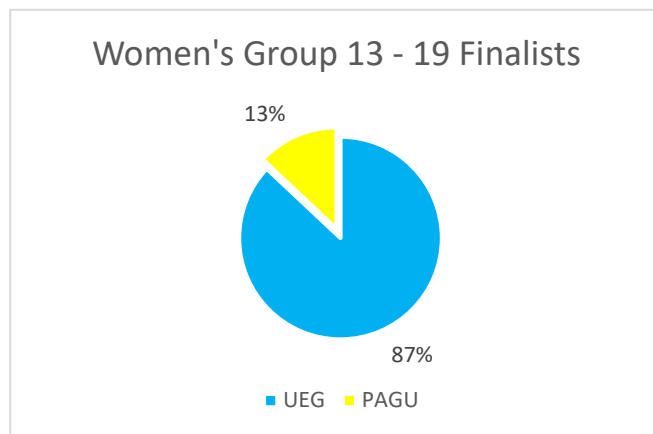
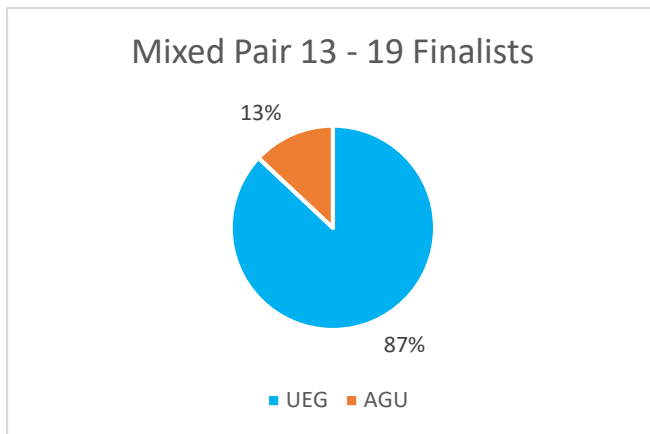


12 – 18 Finalists



13 – 19 Finalists





2. Medal Distribution for all around final by participating Federations.

Medal distribution by Federations across all three age groups

Federation	Gold	Silver	Bronze	Total
RUS	6	4	1	11
GBR	5	3	4	12
ISR	2	2	2	6
KAZ	1	2		3
POR	1		2	3
UKR		1	2	3
BEL		2		2
BLR		1		1
USA			2	2
NED			1	1
AUS			1	1

Medal distribution by continent

Continent	Gold	Silver	Bronze	Total
Europe	14	13	12	39
PAGU	0	0	2	2
Asia	1	2	0	3
Oceania	0	0	1	1
Africa	0	0	0	0

3. Age of the gymnasts

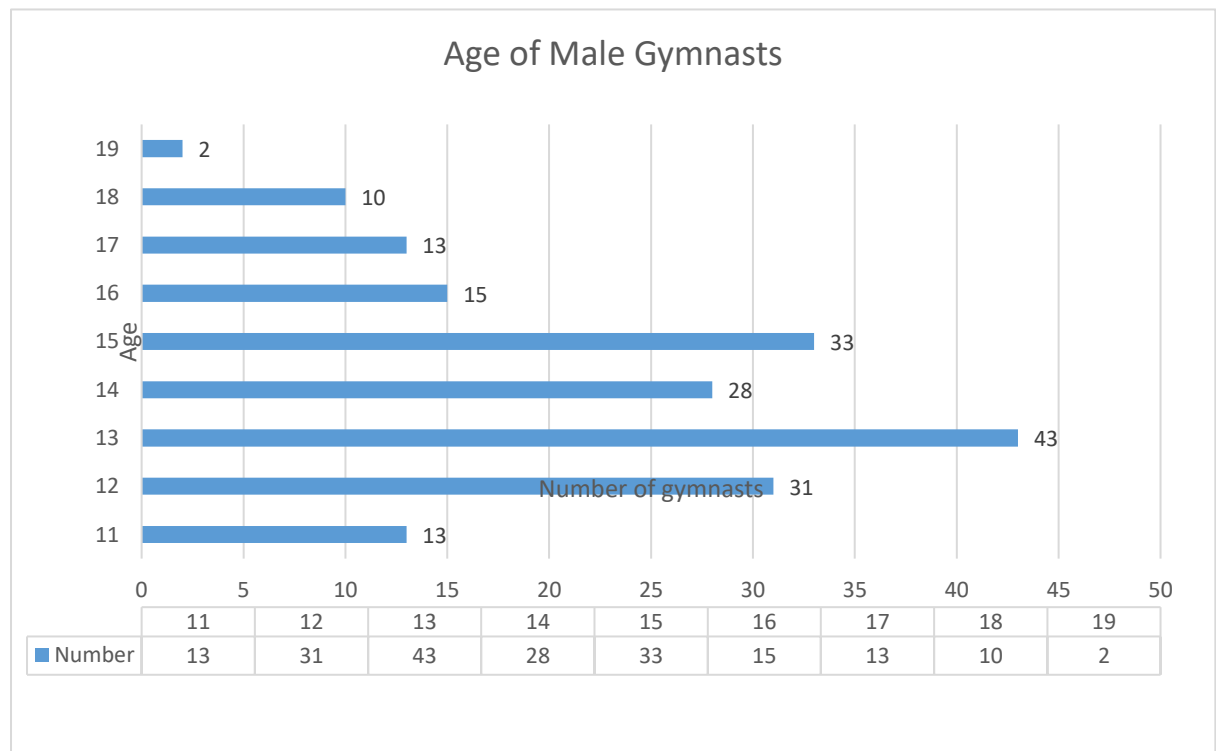
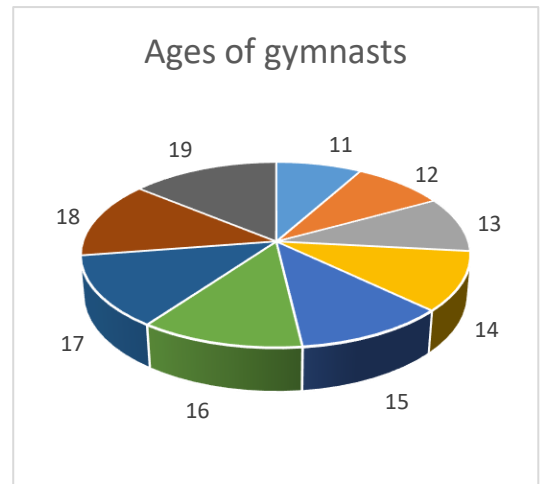
The overall average age of the gymnasts in the WAGC = 15.1 years

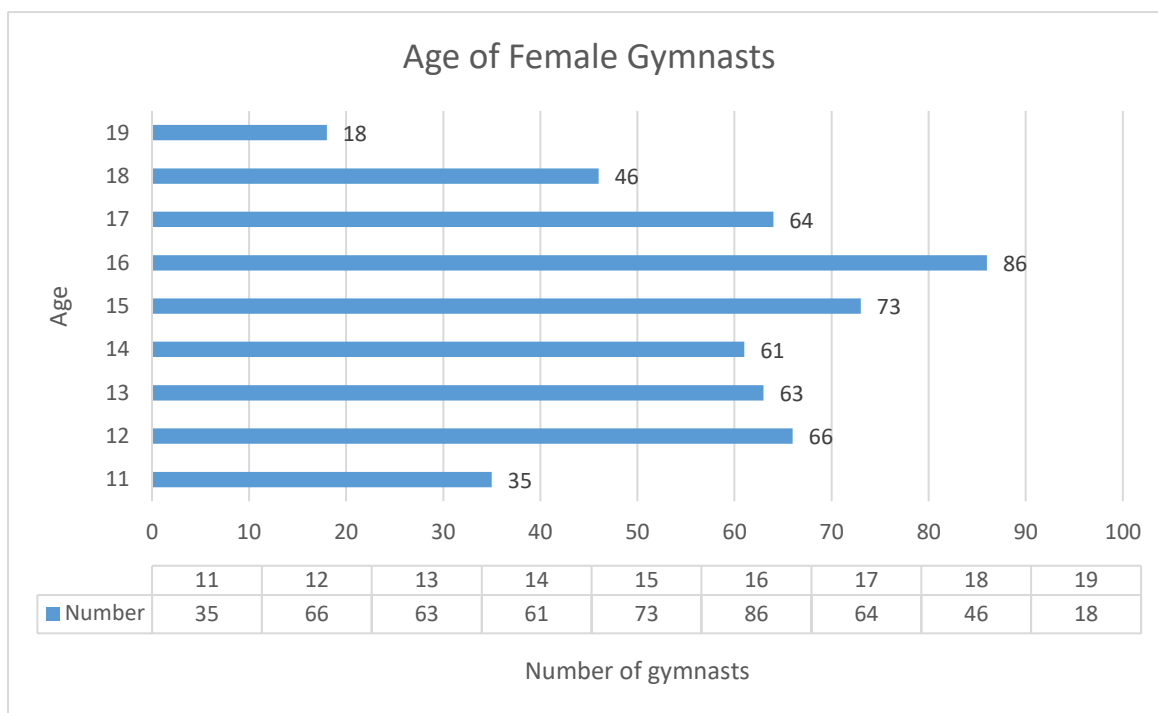
The average age of female gymnasts was 14.81 years

The average age of male gymnasts was 15.97 years

Competing gymnasts: (n = 700)

Year of birth	N° of female gymnasts	N° of male gymnasts	Total N° of gymnasts	%
1999	18	13	31	4
2000	46	31	77	11
2001	64	43	107	15.5
2002	86	28	114	16.5
2003	73	33	106	15
2004	61	15	76	11
2005	63	13	76	11
2006	66	10	76	11
2007	35	2	37	5





4. Level of performance

Comparison of the highest and lowest score – all five disciplines in qualifications

11 - 16	Balance				Dynamic			
	Highest score		Lowest score		Highest score		Lowest score	
	E	A	E	A	E	A	E	A
Women's Pair	18.40	8.90	14.10	7.25	18.80	9.05	14.20	7.30
Men's Pair	18.40	8.90	15.90	7.70	18.30	8.80	14.80	7.25
Mixed Pair	18.50	8.90	16.10	7.70	18.20	8.75	15.40	7.55
Women's Group	18.50	9.35	15.50	7.40	18.40	9.05	13.90	7.25
Men's Group	17.80	8.80	17.20	8.10	17.40	8.60	15.70	7.60

12 - 18	Balance				Dynamic			
	Highest score		Lowest score		Highest score		Lowest score	
	E	A	E	A	E	A	E	A
Women's Pair	18.30	8.90	13.00	7.45	18.10	8.95	12.00	7.20
Men's Pair	18.10	8.95	15.50	8.00	18.60	8.85	14.50	7.65
Mixed Pair	19.10	9.15	13.40	6.25	18.40	9.10	17.30	6.40
Women's Group	18.70	9.05	15.80	7.70	18.40	8.85	15.00	6.90
Men's Group	18.20	8.70	15.50	7.85	18.30	9.00	16.20	8.00

13 - 19	Balance				Dynamic			
	Highest score		Lowest score		Highest score		Lowest score	
	E	A	E	A	E	A	E	A
Women's Pair	18.40	9.00	13.80	7.00	18.00	8.90	13.30	7.15
Men's Pair	18.50	9.10	15.00	7.85	18.60	9.00	16.10	8.30
Mixed Pair	18.20	9.00	11.10	6.60	18.10	9.00	11.50	6.85
Women's Group	18.50	9.30	16.30	7.80	18.30	9.25	14.60	8.20
Men's Group	17.70	8.90	16.80	7.40	18.50	9.00	16.40	8.40

Scores for the finals:

11 - 16	Final Exercise			
	Highest score		Lowest score	
	E	A	E	A
Women's Pair	18.60	9.30	16.70	8.40
Men's Pair	18.40	9.30	16.60	8.00
Mixed Pair	18.80	9.25	17.40	8.40
Women's Group	19.00	9.30	17.80	8.60
Men's Group	18.10	8.90	17.20	7.60

12 - 18	Final Exercise - Combined			
	Highest score		Lowest score	
	E	A	E	A
Women's Pair	18.10	9.15	16.60	8.30
Men's Pair	18.40	9.05	16.40	8.15
Mixed Pair	18.50	9.20	16.60	8.45
Women's Group	18.50	9.15	17.10	8.55
Men's Group	17.80	8.95	14.40	7.70

13 - 19	Final Exercise - Combined			
	Highest score		Lowest score	
	E	A	E	A
Women's Pair	18.00	9.15	16.60	8.40
Men's Pair	18.90	9.10	16.30	8.50
Mixed Pair	18.70	9.20	17.00	8.40
Women's Group	18.60	9.30	16.50	8.65
Men's Group	18.10	9.05	16.50	8.45

Height Deductions

The following number of height deductions were applied during the WAGC:

11- 16: There were 21 deductions for size

12 – 18: There were 24 deductions for size

13 – 19: There were 9 deductions for size

5. Judging Activities

Judges' Review Session (Instruction)

For the judges instruction (as at the World Games which was the first Championships of the new cycle), the Acro TC used well prepared power points for E and A judging. These included short video clips of elements and deductions from the COP were identified. The judges watched the clips and then gave their deductions, by the rules, which they then could check against those provided during the instruction.

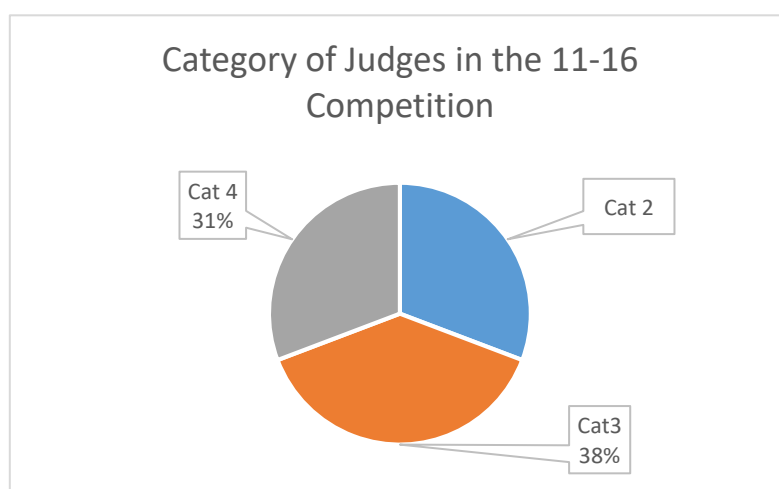
Judges' Draw

The judges draw commenced before for the qualifications took place in the morning and the afternoon before the sessions started and they were conducted professionally and efficiently.

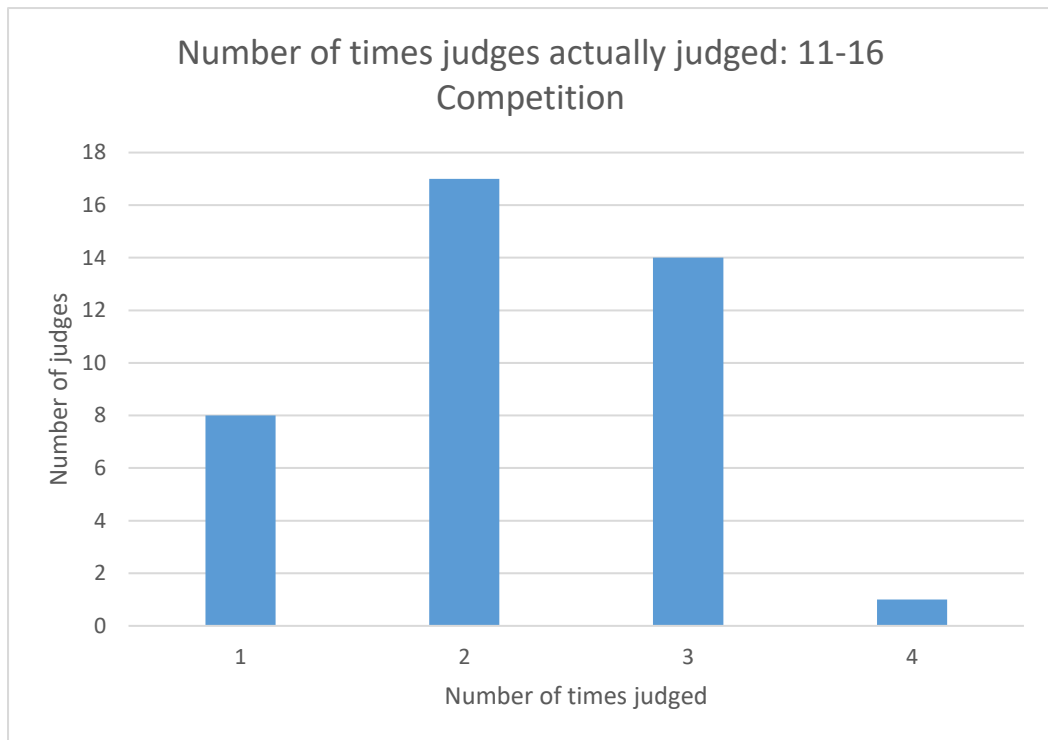
For the finals, the draws only included independent judges and the draws took place immediately before the respective final.

- Number of judges and Federations
- **11 – 16 Competition** – twenty seven (n = 27) Federations were represented by thirty nine (n = 39) judges.
- Categories of the 39 Judges

Category of Judge	Number of Judges
Cat 1	0
Cat 2	12
Cat 3	15
Cat 4	12



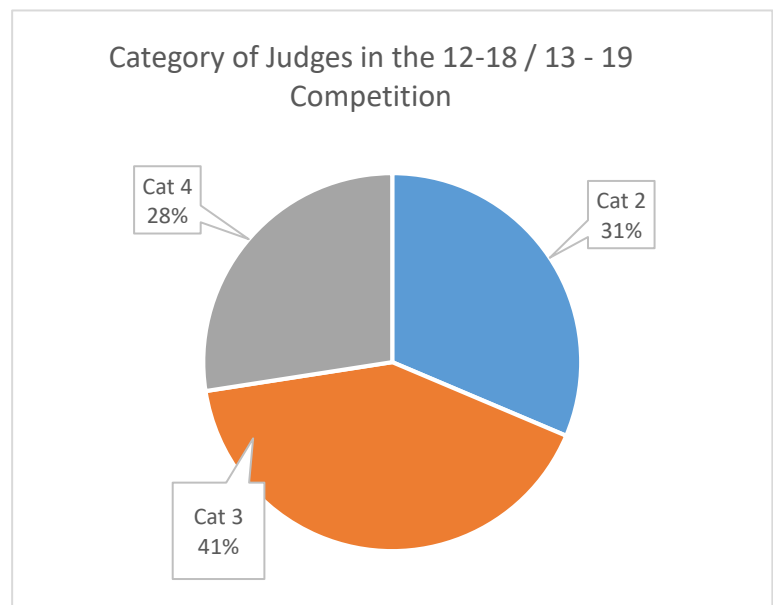
The minimum number of times a judge evaluated an exercise was one. The following graph summarises the number of times judges actually judged over the whole 11 - 16 event.



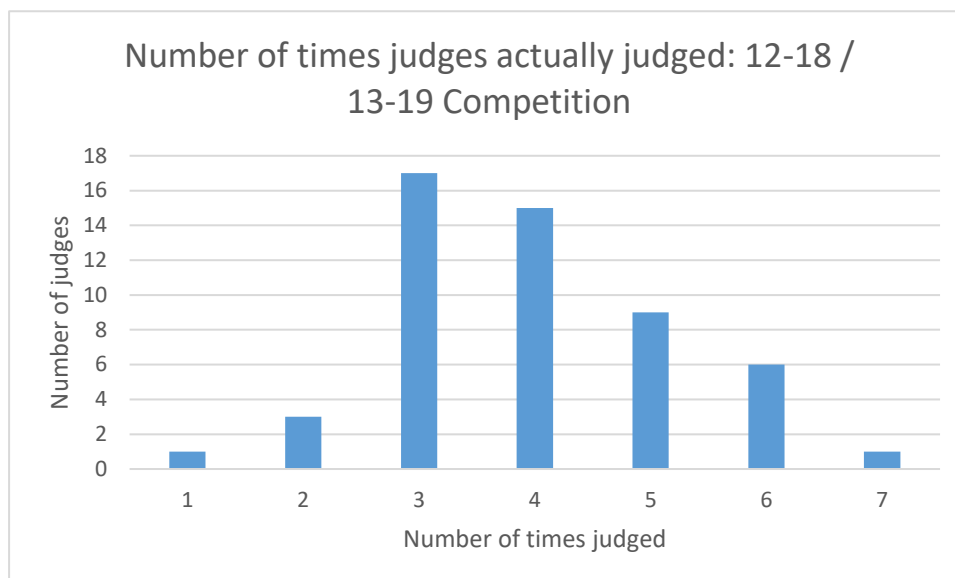
- **12 – 18 / 13 - 19 Competition** – thirty (n = 30) Federations were represented by fifty one (n = 51) judges.

- Categories of the 51 Judges

Category of Judge	Number of Judges
Cat 1	0
Cat 2	16
Cat 3	21
Cat 4	14



The minimum number of times a judge evaluated an exercise was one. The following graph summarises the number of times judges actually judged over the whole 12 – 18 / 13 - 19 event.



Assessment of the judging

D Panel

The D judges were very consistent and they correctly applied the same criteria to evaluate the performances of the gymnasts.

E and A panels

The Acro TC carried out an evaluation of the exercises of each discipline and for all competition phases. This evaluation led to the following outcomes:

- The objectivity and quality of the work of the judges is to be commended and the judges were reviewed according to the regulations.

Judges Placement

Thanks to the seating position for the judges outside the FOP, the view to evaluate the routines was excellent.

There were no inquiries at all during the competition.

Respectfully submitted,

Rosy Taeymans

President FIG Acrobatics Technical Committee

With the statistical assistance of **Karl Wharton**, TC member , secretary.