



Paris 2024 Olympic Games, FRA General Report

Women's Artistic Gymnastics Technical Committee Report

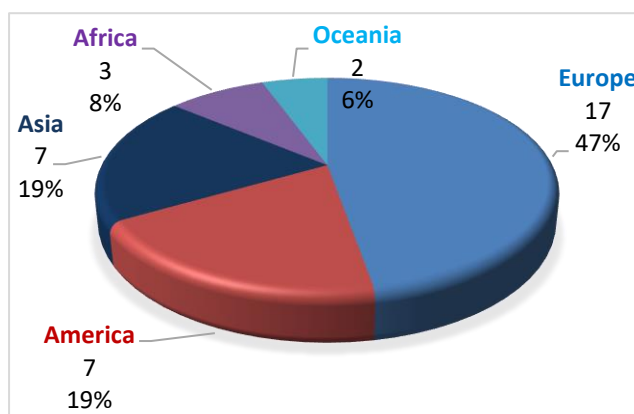
The program consisted of Qualifications, Team Final, All-Around Final and Apparatus Finals.
The Apparatus Finals took place in three days: Vault; Uneven Bars; Balance Beam and Floor.

1. PARTICIPATION IN THE QUALIFICATIONS

94 gymnasts from 36 different NOCs participated.

The participation can be summarized as follows:

Continent	NFs	%
Europe	17	47
America	7	19
Asia	7	19
Africa	3	8
Oceania	2	6
Total	36	



From the 36 NOCs:

- 12 NOCs were registered with a Team
5 gymnasts: AUS, BRA, CAN, CHN, FRA, GBR, ITA, KOR, NED, ROU, USA
4 gymnasts: JPN
- 5 NOCs were registered with 3 individual gymnasts: ESP, GER, HUN, MEX, PHI
- 1 NOC was registered with 2 individual gymnasts: BEL
- 18 NOCs were registered with 1 individual gymnast: ALG, AUT, BUL, COL, CZE, EGY, HAI, INA, ISR, NZL, PAN, POR, PRK, RSA, SLO, SUI, TPE, UKR



Total: 94 gymnasts registered (NZL was unable to confirm the qualified Continental quota place)

From the **94** gymnasts registered, everybody competed in at least 1 apparatus.

60 gymnasts registered to compete in the All-Around

58 competed in 4 apparatus

2 DNF

34 gymnasts competed in 1 to 3 apparatus

- 14 gymnasts in 3 apparatus
- 13 gymnasts in 2 apparatus
- 7 gymnasts in 1 apparatus

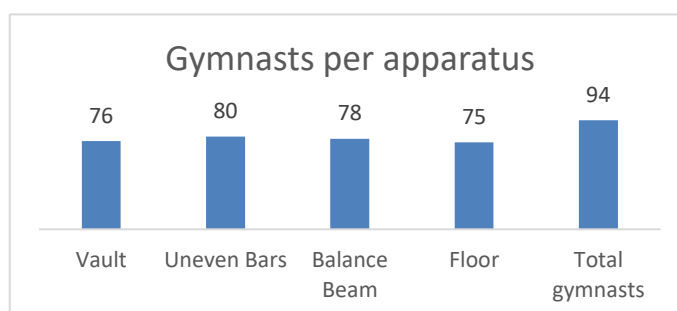
Gymnasts per Apparatus:

Vault: **76**

Uneven Bars: **80**

Balance Beam: **78**

Floor: **75**



2. PARTICIPATION IN THE TEAM FINAL

The best 8 teams from the Qualifications – 3 gymnasts competed, and 3 scores counted.

- Eight NOCs in rank order: USA, ITA, BRA, GBR, CAN, CHN, ROU, JPN.
- New NOCs in the top 8 compared to the previous OG 2020: BRA, CAN, ROU
- NOCs **not** in the top 8 compared to the previous OG 2020: BEL, FRA, ROC

3. PARTICIPATION IN THE ALL-AROUND FINAL

The best 24 gymnasts from the Qualifications - maximum 2 per NOC.

- **9** NOCs competed with 2 gymnasts: BRA, CAN, CHN, GBR, GER, ITA, JPN, ROU, USA
- **6** NOCs competed with 1 gymnast: ALG, AUS, COL, HUN, NED, POR

Total NOCs: 15

4. PARTICIPATION IN THE APPARATUS FINALS

The best 8 gymnasts per apparatus from the Qualifications – maximum 2 per NOC*

*Note: 9 gymnasts competed on FX. Two gymnasts tied in the Qualification in 8th place, due to an unbreakable tie (same D and E scores).

- 1 NOC competed in 4 Finals: USA
- 3 NOCs competed in 3 Finals: BRA, CHN, ITA
- 1 NOC competed in 2 Finals: ROU
- 9 NOCs competed in 1 Final: ALG, BEL, BUL, CAN, GBR, GER, JPN, KOR, PRK

Total NOCs: 14



FÉDÉRATION INTERNATIONALE DE GYMNASTIQUE

5. MEDALS' DISTRIBUTION

For Team Final, All Around Final and Apparatus Finals by participating NOC

Team medalists:

Gold	Silver	Bronze
USA BILES Simone CAREY Jade CHILES Jordan LEE Sunisa RIVERA Hezly	ITA ANDREOLI Angela D'AMATO Alice ESPOSITO Manila IORIO Elisa VILLA Giorgia	BRA ANDRADE Rebeca BARBOSA Jade OLIVEIRA Lorrane SARAIVA Flavia SOARES Julia

All-Around medalists:

Gold	Silver	Bronze
BILES Simone (USA)	ANDRADE Rebeca (BRA)	LEE Sunisa (USA)

Apparatus medalists:

Apparatus	Gold	Silver	Bronze
VT	BILES Simone (USA)	ANDRADE Rebeca (BRA)	CAREY Jade (USA)
UB	NEMOUR Kaylia (ALG)	QIU Qiyuan (CHN)	LEE Sunisa (USA)
BB	D'AMATO Alice (ITA)	ZHOU Yaqin (CHN)	ESPOSITO Manila (ITA)
FX	ANDRADE Rebeca (BRA)	BILES Simone (USA)	BARBOSU Ana (ROU)*

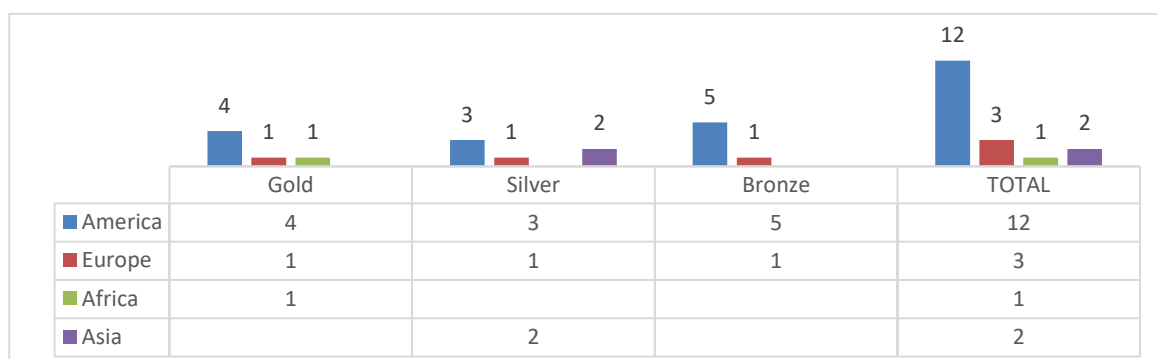
*NOTE

Following the decision of the Ad-Hoc division of the Court of arbitration of Sport (CAS), the verbal inquiry submitted for Jordan Chiles on FX final was considered as exceeding the time limit. Therefore, her initial score was reinstated, and FIG amended the ranking accordingly. At the time of this report being submitted, this case is still ongoing.

Medals Distribution by NOCs

NF	Gold	Silver	Bronze	Total
USA	3	1	3	7
BRA	1	2	1	4
ITA	1	1	1	3
ALG	1			1
CHN		2		2
ROU			1	1
Total	6	6	6	18

Medals' Distribution by Continents:





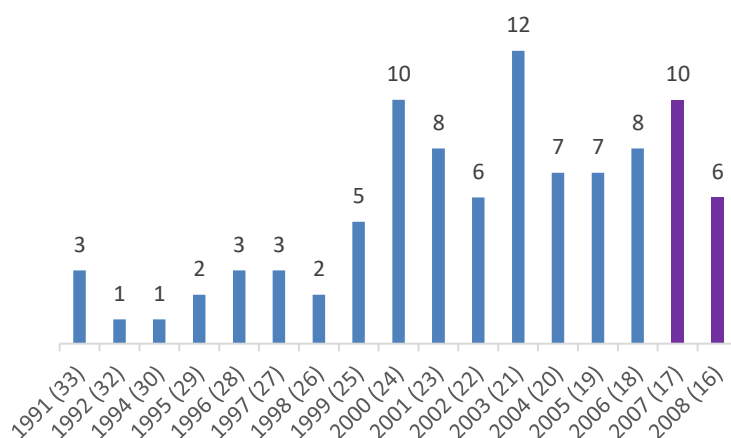
6. AGE OF THE GYMNASTS

Registered gymnasts: 94

Average age of all gymnasts: 21,91

Year of Birth	Age	# of Gym	%
1991	33	3	3,2%
1992	32	1	1,1%
1994	30	1	1,1%
1995	29	2	2,1%
1996	28	3	3,2%
1997	27	3	3,2%
1998	26	2	2,1%
1999	25	5	5,3%
2000	24	10	10,6%
2001	23	8	8,5%
2002	22	6	6,4%
2003	21	12	12,8%
2004	20	7	7,4%
2005	19	7	7,4%
2006	18	8	8,5%
2007	17	10	10,6%
2008	16	6	6,4%
		94	

Year of birth of gymnasts registered
(total 94)



18 years of age and older 83%

under 18 years of age 17%

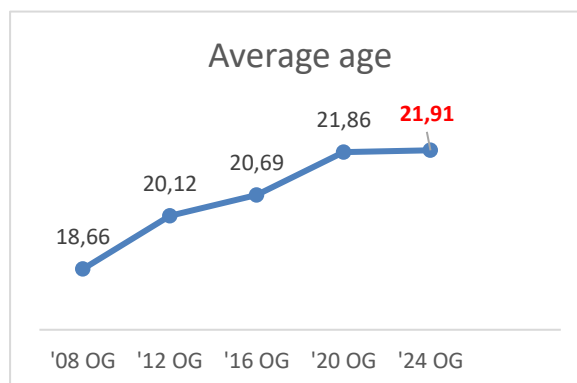
Age by Teams:

NOC	Age
NED	27,18
BRA	25,67
AUS	23,17
GBR	22,65
USA	22,47
FRA	22,06
CAN	21,75
KOR	20,98
ITA	20,03
CHN	19,47
JPN	18,04
ROU	17,56



Comparison of the average age of the competing gymnasts in the OG editions

OG year	# of gymnasts	Average age of competing gymnasts
'08 OG	98	18,66
'12 OG	97	20,12
'16 OG	98	20,69
'20 OG	98	21,86
'24 OG	94	21,91



7. LEVEL OF PERFORMANCE

Qualifications:

- **highest** score: 15.800 on Vault (1st vault)
- **lowest** score: 9.166 on UB

Team Final:

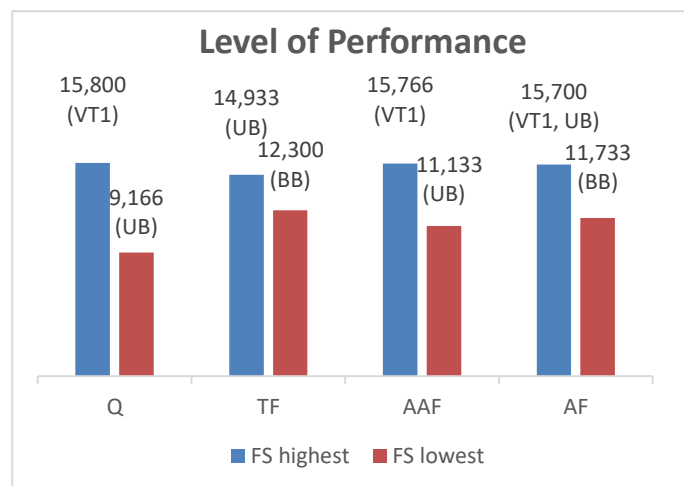
- **highest** score: 14.933 on UB
- **lowest** score: 12.300 on BB

All-Around Final:

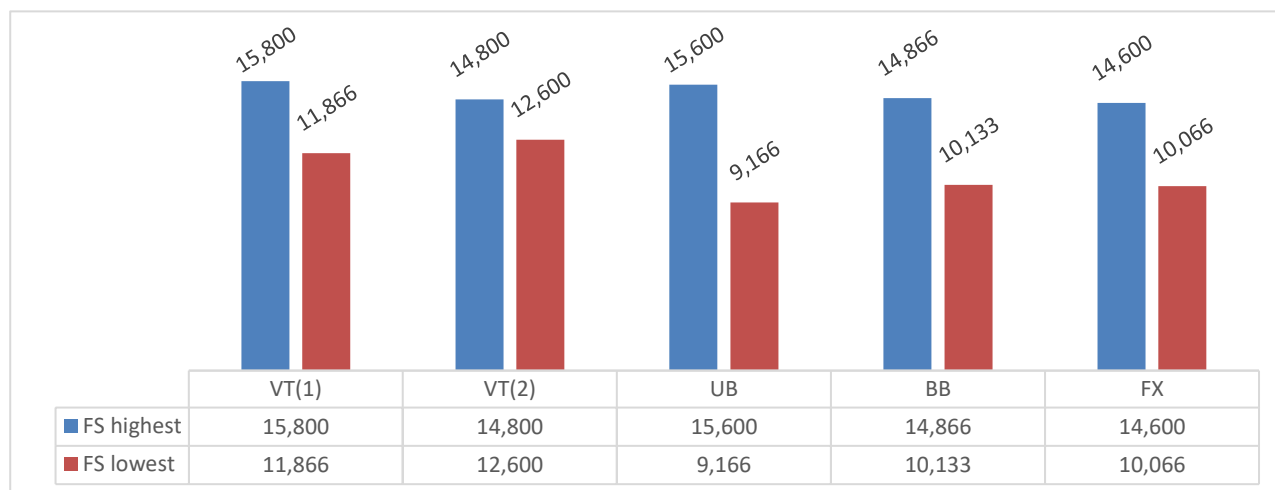
- **highest** score: 15.766 on VT (1st vault)
- **lowest** score: 11.133 on UB

Apparatus Finals:

- **highest** score: 15.700 on VT (1st vault) and UB
- **lowest** score: 11.733 on BB

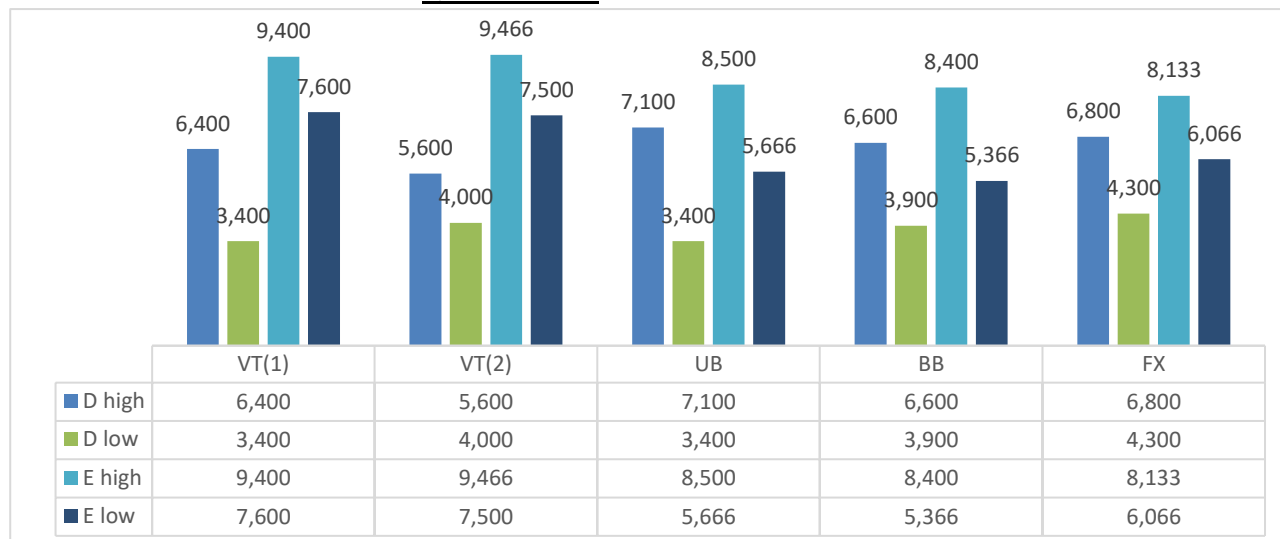


Comparison of the highest/lowest Final Scores – all 4 apparatus in the Qualifications

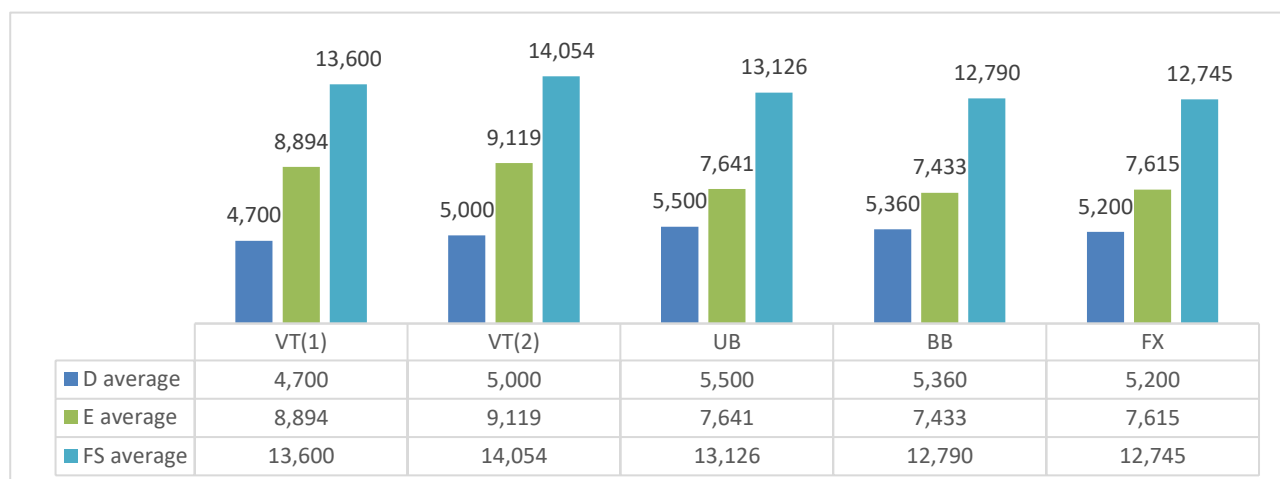




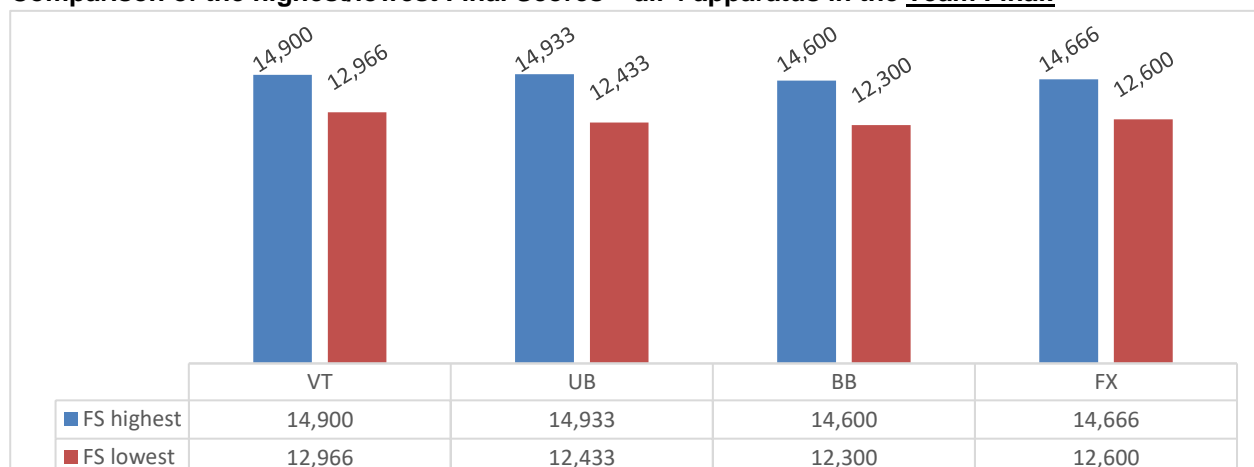
Extreme D- and E- Scores in the Qualifications:



Comparison of the average D-score/E-score/Final score on all 4 apparatus in the Qualifications:

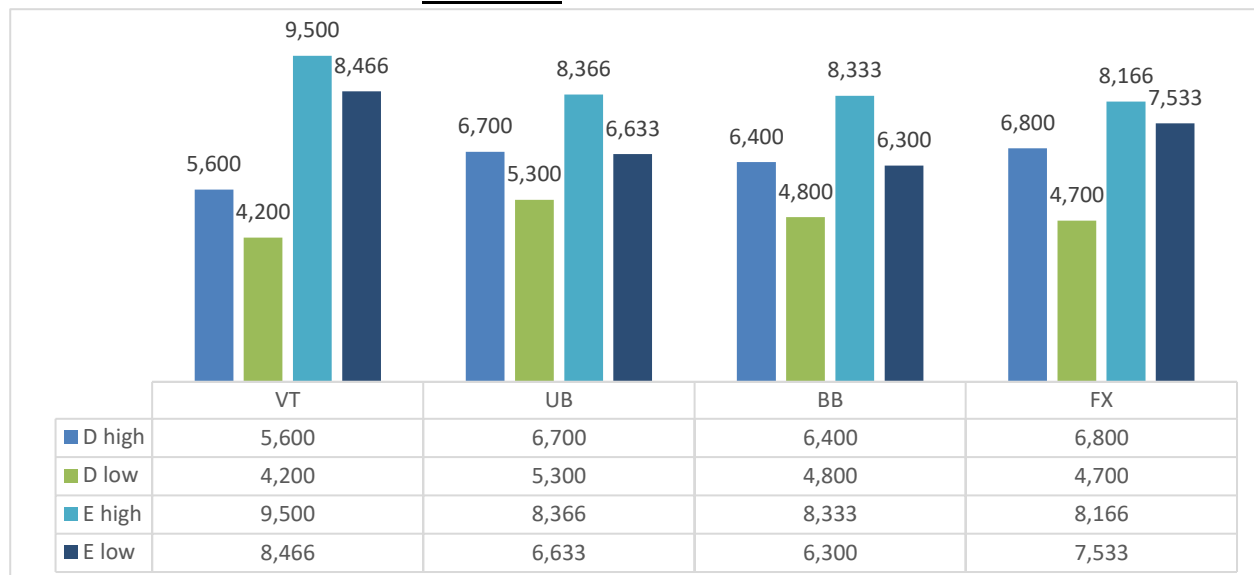


Comparison of the highest/lowest Final Scores – all 4 apparatus in the Team Final:

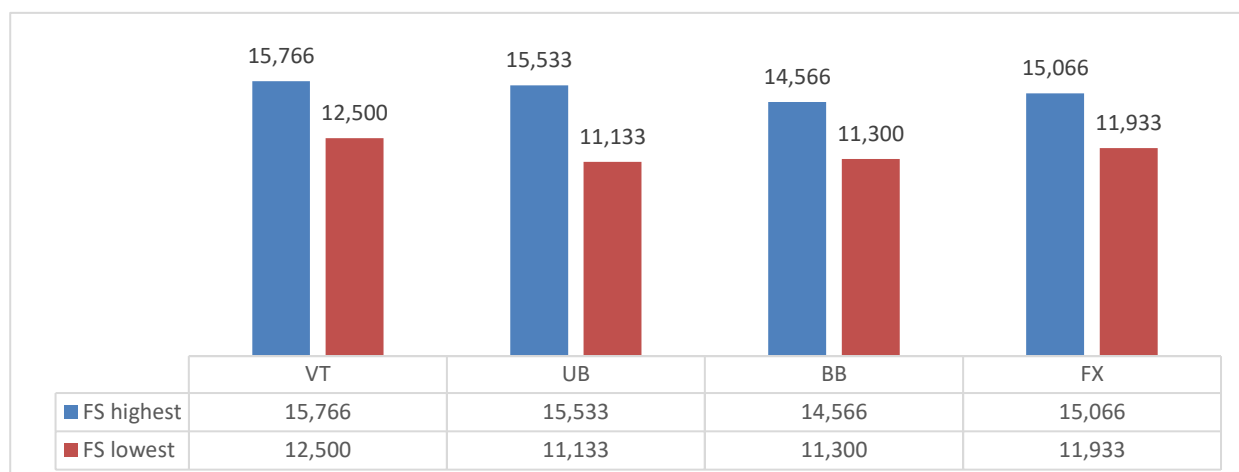




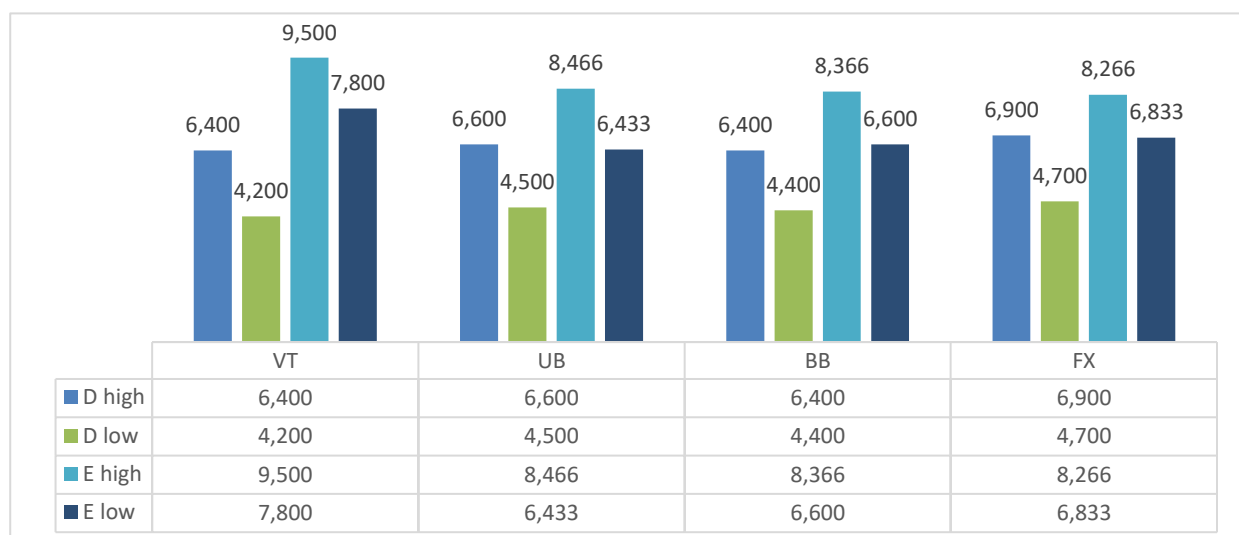
Extreme D- and E- Scores in the Team Final:



Comparison of the highest/lowest Final Scores – all 4 apparatus in the All-Around Final:



Extreme D- and E- Scores in the All-Around Final:





VAULT

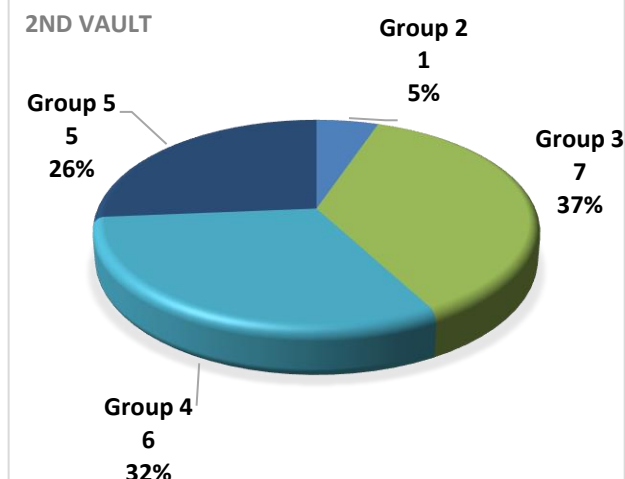
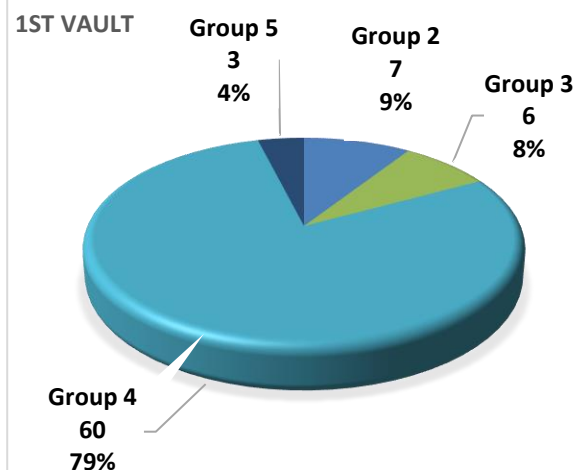
Qualifications: **76** gymnasts performed a total of **95** vaults.

19 gymnasts (**25 %**) performed 2 vaults.

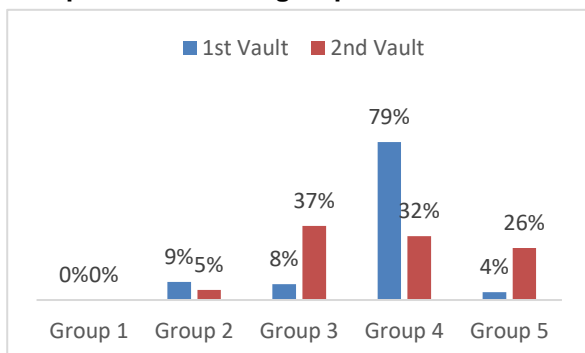
The vaults were performed from the following groups:

	1 st . Vault	
Group 1	0	0%
Group 2	7	9,21%
Group 3	6	7,89%
Group 4	60	78,94%
Group 5	3	3,94%
Total	76	

	2 nd Vault	
Group 1	0	0%
Group 2	1	5,26%
Group 3	7	36,84%
Group 4	6	31,57%
Group 5	5	26,31%
Total	19	



Comparison of Vault groups



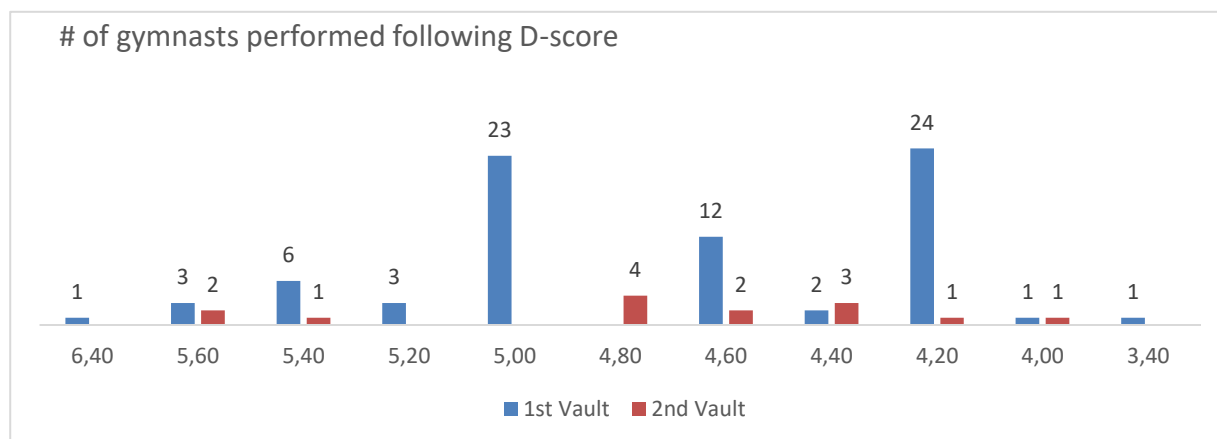
Highest Final Score (1st VT): 15.800
 Highest D-Score (1st VT): 6.400
 Highest E Score (2nd VT): 9.466

BILES, Simone
 BILES, Simone
 ANDRADE, Rebeca

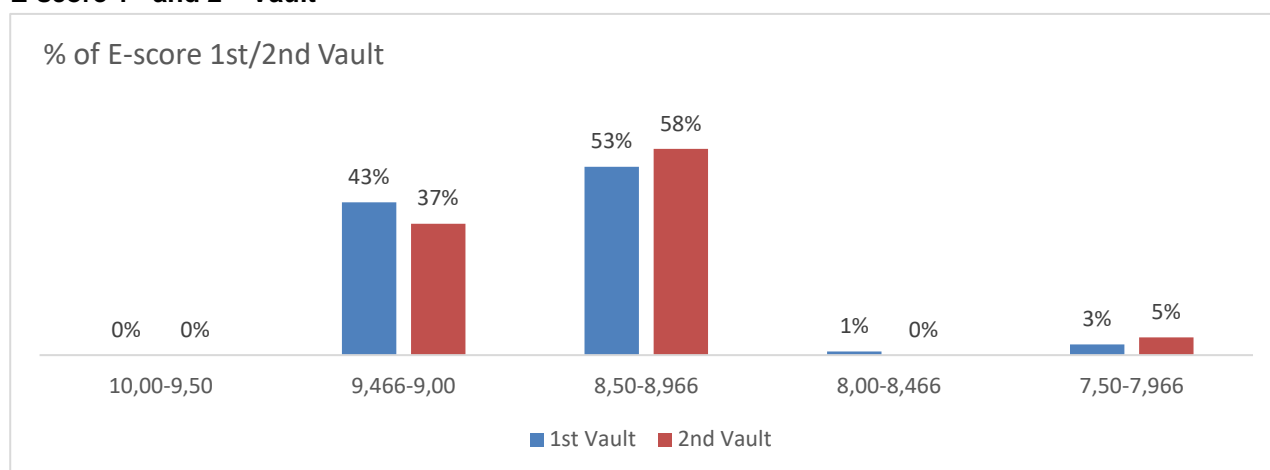
USA (1st)
 USA (1st)
 BRA (2nd)



D-score 1st and 2nd Vault in detail



E-score 1st and 2nd Vault



Line deduction: 0.10 0.30
(both vaults Q) 12 3

Total # of falls: 1st Vault 2nd Vault:
2 1

Inquiries: Qualifications, Team Final, All-Around Final and Vault Final: 0 inquiry

Remarks:

- No invalid vaults (vaults "0")
- 2 DNS/DNF
- 5 Vaults were recognized as different from the vault announced (from both vaults)

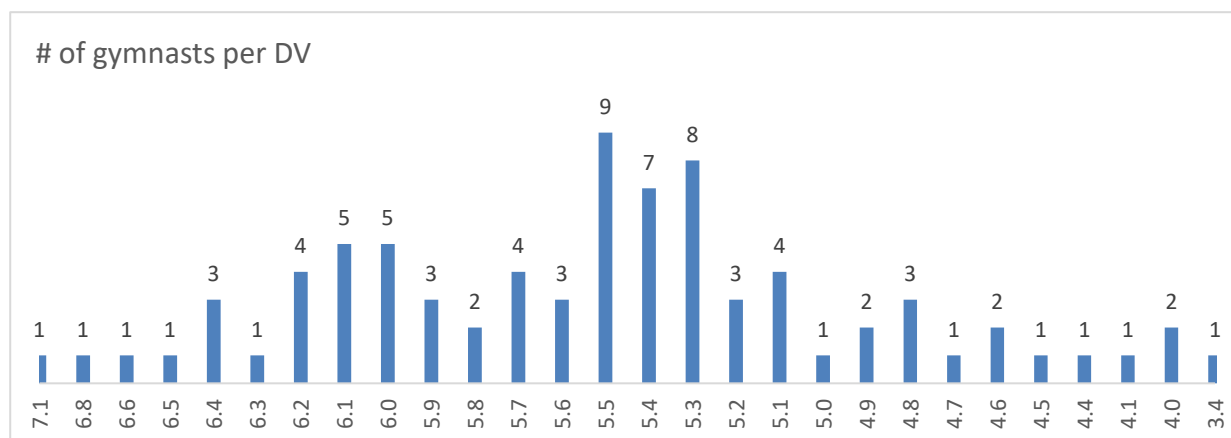


UNEVEN BARS

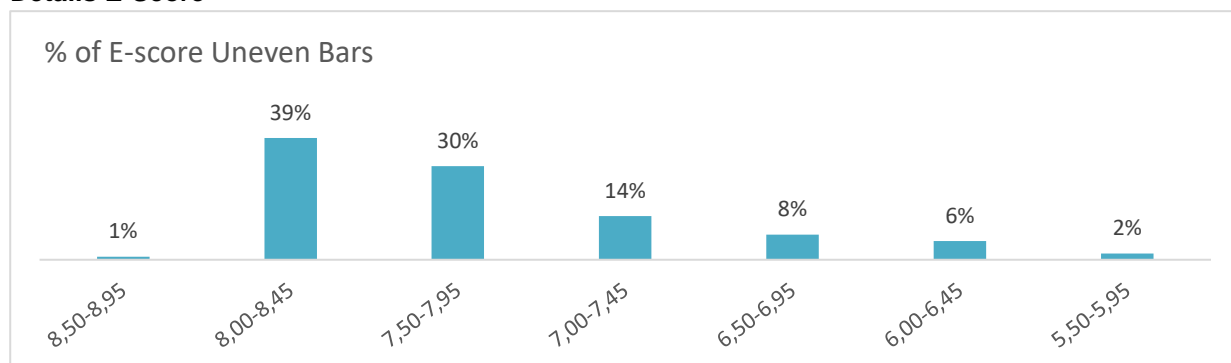
In Qualifications, **80** gymnasts competed

Highest Final Score:	15.60	NEMOUR Kaylia	ALG (1 st)
Highest D-Score:	7.10	NEMOUR Kaylia	ALG (1 st)
Highest E-Score:	8.50	NEMOUR Kaylia	ALG (1 st)

Details D-Score



Details E-Score



Missing Composition requirements

1	Flight from HB to LB	
2	Flight on the same bar	3
3	Different grips	1
4	Non flight element with 360° LA	1

Dismount

No DMT	1
A or B-DMT	9
C DMT	2
D DMT (or higher)	67

Note: 1 dismount with no value awarded



Connection Value:

of connections performed and rewarded

+0.10 123 times

+0.20 51 times

D+C or more - 34 times; E+E one flight - 7 times; F+D both flight - 10 times

DMT bonus: 64 times

Total # of falls: 11 (1 gymnast with more than 1 fall)

Inquiries: Qualifications, All-Around Final, UB Final: 0 inquiry

Team Final: 1 inquiry was lodged, the score remained unchanged

Neutral deduction: 2x Time deduction of 0.30 (exceeding fall time by more than 30 seconds)

Number of times the bars were raised: 1 time

BALANCE BEAM

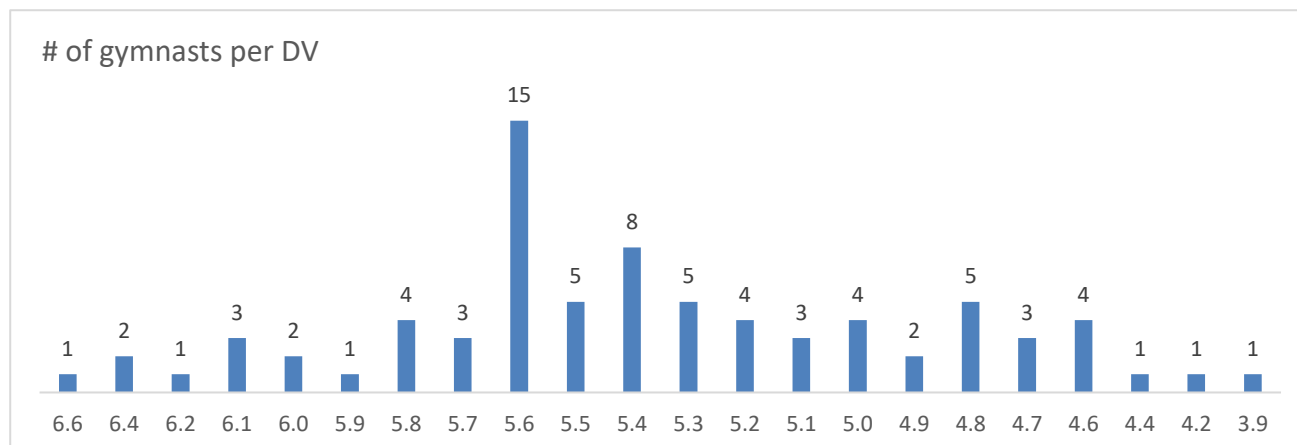
In Qualifications, 78 gymnasts competed (+1 DNS)

Highest Final Score: 14.866 ZHOU, Yaqin CHN (1st)

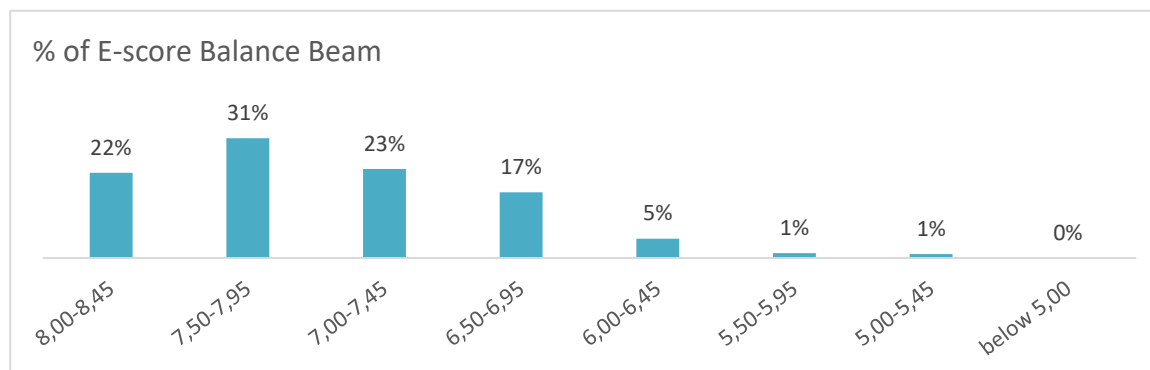
Highest D-Score: 6.600 ZHOU, Yaqin CHN (1st)

Highest E-Score: 8.400 ANDRADE, Rebeca BRA (3rd)

Details D-Score



Details E-Score





Missing Composition requirements

1.	Dance series	0
2.	Turn/Roll	1
3.	Acro series	1
4.	Acro elem. direction	0

Dismount

No DMT	0
A or B-DMT	8
C DMT	15
D DMT (or higher)	55

Gymnasts fulfilling CR 2 with roll or flairs: Roll (2)
Flair (0)

Connection Value

of connections performed and rewarded

+0.10 **137 times**
Among them:
Series Bonus 61 times (Acro 29; Gym 5; Mixed 27)
A+C Turn 2 times
Dance 30 times
D+B mixed 32 times

+0.20 **26 times**
Among them:
Acro C/D+D 15 times; Dance/Mixed 11 times

DMT bonus 55 times

Jumps in side position with 180°turn: 4 times recognized.

Total # of falls: 22 (1 gymnast with more than 1 fall)

Time deduction: 4 times

Inquiries: Qualifications: 3 inquiries total (1 inquiry was accepted and the score changed,
2 inquiries were lodged and the scores remained unchanged)
Team Final: 2 inquiries were lodged and the scores remained unchanged
All-Around Final: 2 inquiries total (1 inquiry was accepted and the score changed,
1 inquiry was lodged and the score remained unchanged)
BB Final: 1 inquiry was lodged and the score remained unchanged

Remarks:

- 1 DNS

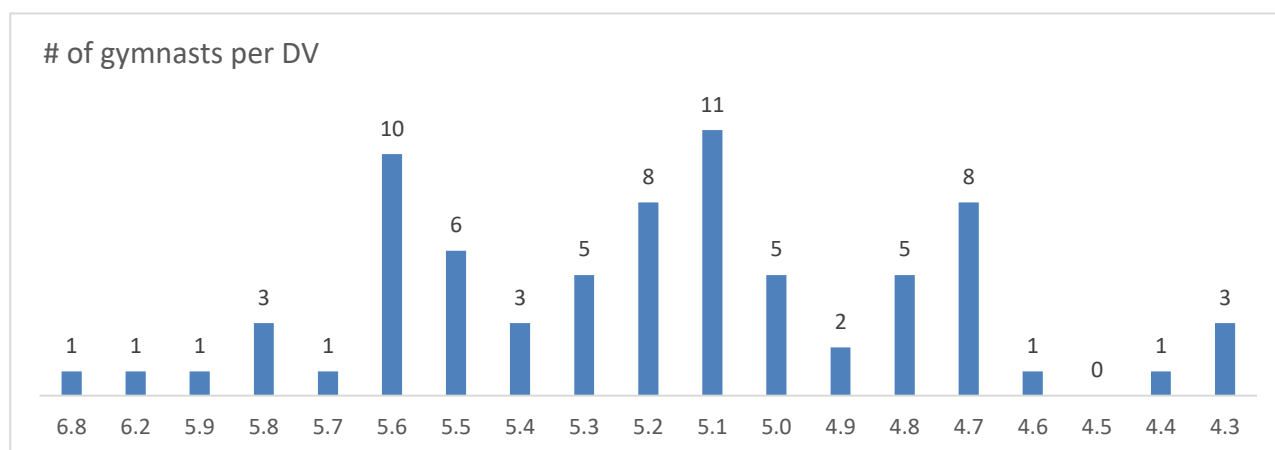


FLOOR

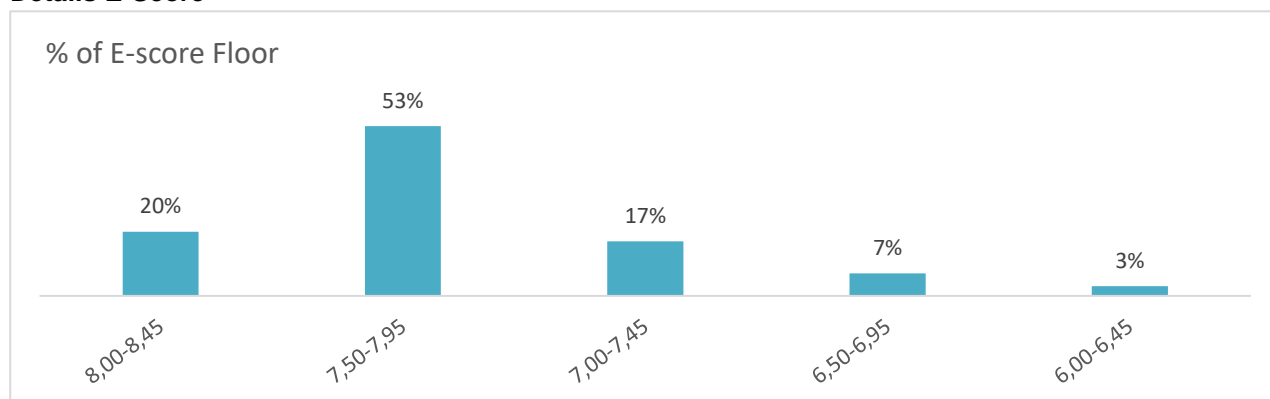
In Qualifications - 77 gymnasts competed

Highest Final Score:	14.600	BILES Simone	USA (1 st)
Highest D-Score:	6.800	BILES Simone	USA (1 st)
Highest E-Score:	8.133	GHIGOARTA Amalia	ROU (16 th)

Details D-Score



Details E-Score



Missing Composition requirements

1.	Dance passage	0
2.	Salto with 360° LA turn	0
3.	Salto direction	0
4.	Double salto	0

Dismount

No DMT	0
A or B-DMT	1
C DMT	5
D DMT (or higher)	69



Connection Value

of connections performed and rewarded

+0.10	52 times	Among them: (E+A –salto+jump – 1 time; D+B turn – 6 times)
+0.20	20 times	(indirect C+E – 5 times; D+D – 1 time; A+A+E – 2 times) (direct A+E - 8 times; C+D – 4 times)

Line deductions:	0.10	0.30
	9 times	13 times

Time deduction: 0

Total # of falls: 9

Inquiries: Qualifications: 3 inquiries total (1 inquiry was accepted and the score changed, 2 inquiries were lodged and the scores remained unchanged)
Team Final: 1 inquiry was lodged and the score remained unchanged
All-Around Final: 2 inquiries total (1 inquiry was accepted and the score changed, 1 inquiry was lodged and the score remained unchanged)
FX Final: 3 inquiries total (2 inquiries were lodged and the scores remained unchanged, 1 inquiry remains ongoing).

Interesting elements or connections:

Whip salto 360° connected to double tuck salto (C+D direct 0.20)

8. JUDGING ACTIVITIES

- **Numbers and Countries** - 38 judges (including 8 D-Panel Judges) represented **38** countries
 - D judges' position: AUS, CHN, CYP, ESP, GER, JPN, PUR, SLO
 - E judges' position: AUT, AZE, BEL, CRO, CZE, FIN, FRA, GBR, ISL, ISR, ITA, JOR, LAT, MEX, NED, NOR, NZL, PAN, POL, ROU, SUI, SWE, TPE, TUR, UKR, USA, UZB, VEN; reserve judges CAN and PER
 - Line and Time judges were provided by the Paris 2024 Organizing Committee.
- **Categories** of the 38 judges
 - Category I – 14 judges (including 4 D1 and 4 D2 Judges)
 - Category II – 24 judges
- **Judges' Review Session (Instruction)**

D and E exercises were published in STS for judges to practice before their arrival to Paris.

D-judges sent to the TC an excel file with their detailed analysis of 6 routines on each apparatus (DV/CR/CV) and 12 vaults.

E-judges sent their deductions via google form. 6 routines on each apparatus (BB and FX artistry and execution evaluation) and 13 vaults (evaluation by phases).

The analysis of 3 selected routines on each apparatus / 6 vaults were shown in STS after receiving the judges' evaluations; the remaining routines were analysed by the ASs concerned during the judge's instructions on site.

The WTC prepared the PPTs for the meeting with the D-judges and E-judges' instructions with clarifications concerning important topics on each apparatus needed to be highlighted.



- **Judges' draw**

Due to the limited number of judges for the Olympic Games, it was not possible to draw neutral E-judges for the Team Final.

- **Assessment of the Judging**

D- Panel

The standard of the D-panel judges was very high. The judges were consistent in their evaluation of elements and applied the FIG Code of Points accurately to every exercise. They should be congratulated for their preparation and professional integrity.

E- Panels

The WTC would like to congratulate the E-judges for the high level of assessment throughout all competitions. The judges were consistent in making deductions according to the COP; they must be commended for their objectivity and quality of work.

Judges' placement

The Judges' panels and Apparatus Supervisors sat in one line, outside the field of play and were separated by barriers. The assistants (line and time judges) were seated at the end of the judges' line.

Judges' evaluation (JEP)

All exercises from Team Final, All-Around Final and Apparatus Finals were evaluated by the WTC (PCVR). A very high percentage of E-judges received an "Excellent" overall evaluation. No "bias" evaluation highlighted by the JEP programme.





VENUE AND APPARATUS

- **Competition Format:**

Team Qualifications: 4 gymnasts competed and the 3 highest scores counted.

Team Final: 3 gymnasts competed – 3 scores counted.

Touch Warm-up: each team did their touch warm-up separately one after the other.

Competition: the gymnasts from the two teams competed alternately one after the other.

Apparatus Finals

9 gymnasts competed in the FX Final due to an unbreakable tie in the 8th place. 4 gymnasts warmed-up and competed in the first group and 5 gymnasts in the second group.

- **Apparatus**

Apparatus Commissioner

The WTC would like to express their gratitude to Mr. Daniel Fesser and to the Sport equipment team for their cooperation and professional work in the FoP, the warm-up hall and the training halls.

Apparatus supplier

The apparatus supplied by "Gymnova" fully met the specifications. They were safely installed and well maintained throughout the competition.

- **IRCOS Video System/Omega**

On behalf of the WTC, I extend my heartfelt thanks to Christophe Pittet, the Omega and IRCOS teams for their friendly attitude and professional collaboration. It was a pleasure to work with them as usual.

The JSS system complemented the evaluation of performances.

- **Medical Staff**

The WTC would like to express their deepest thanks to Dr. Jay Binder and the LOC medical team for carrying out their work so professionally. Dr Binder was always available and prepared to deal with any medical problem. His calm and pleasant manner gave the gymnasts and coaches great reassurance when dealing with any injury, regardless of its level.

9. CONCLUSION AND THANKS

After the "silent" Tokyo 2020 Olympic Games due to Covid 19, the audience crowding the Paris Bercy Arena was an injection of adrenaline for the gymnasts.

The stands were at full capacity every day of competition. About 15'000 spectators came to support the athletes from the respective countries and were very appreciative of all routines. The air was full of energy highlighting the exceptional performances of former champions and new rising stars. The look and feel of the venue, specifically the colour and the brightness enhanced the atmosphere for the gymnasts and the spectators.

As usual, the conclusion of the Games calls for reflection. It is a time to improve rules and procedures, and to deepen the understanding of how technological support can help in the future. More than ever, the WTC is committed to seizing this opportunity to study measures aimed at improving the overall organization and resolving the difficulties encountered.



Ms Holly Abraham, Sport Manager and her Sport and Service Teams composed of Mr Denis Vachon, Ms Marylène Turp, Ms Johann Le Minez, Mr Francisco Azra, Ms Laura Emery, Ms Lucie Raoul, Ms Natalja Inno, Ms Mathilde Benchetrit, Mr Théo Montillard, Ms Sarah Küchler, Ms Laurie Wambre, Ms Absa Decoll Ndiaye, and Ms Joana Moreira must all be sincerely thanked for their untiring dedication and their strong passion. Their cooperative work resulted in a highly successful staging of the Paris 2024 WAG competitions, which will remain unforgettable for all stakeholders.

It was also a real pleasure to work with Fabienne Ringler, WAG TD/TC Liaison and Stéphane Miquel, WAG ITOs/NTOs Liaison. I would like to extend a special “Thank You” for their amazing and outstanding job!

We are extremely grateful for the leadership given by FIG President Morinari Watanabe.

Like all major events, a great deal of the organizational work was being handled by the FIG staff, both before and during the competitions. Their attention to details, ability to handle any problems and amazing support were vital in the production of this high level, smoothly run event. The WTC would like to express their sincere thanks to the Secretary General Mr Nicolas Buompane for his assistance, and valuable support. Ms. Céline Cachemaille, the WAG Sports Manager deserves a special mention as she worked very closely with the WTC. Her ability to solve raising problems in a highly professional calm and pleasant manner certainly eased the work of the WTC and was really appreciated.

Thanks also go to the FIG Authorities and members of the Jury of Appeal.

From a personal point of view, I finally would like to highlight the work of the WTC. They are a wonderful cohesive team, and it is a pleasure to work with them. I appreciate their attention to detail and their accurate evaluation, raising standards of judging throughout the world. They made every effort in order to produce memorable Paris 2024 Olympic Games – thank you all.

Respectfully submitted,

Donatella Sacchi, President FIG/WTC
Helena Lario, Secretary

